


Wheeleez™ Beach Cart Rod Holder Kit (WZ1-BC-RHK) Installation and Instruction Sheet




Components

- a) Plate (1)
- b) Bar (1)
- c) Rod Holders (3)
- d) Upright (2)




Hardware / Fasteners

- 1) Screw, 6 x 95mm (2)
- 2) Screw, 6 x 85mm (2)
- 3) Screw, 6 x 60mm (1)
- 4) Screw, 6 x 25mm (3)
- 5) Spacers (10)
- 6) Nut, 6mm (8)
- 7) Washer, 6mm (8)
- 8) Quick Clip Pin (2)
- 9) End Cap (2)



Assembly

A) Attach Rod Holders (c) to lower 3 holes in Plate (a) using Screw (4), Nut (6) & Washer (7)




B) Attach middle Rod Holder, upper to Plate (a) and Bar (b) using Screw (3), Nut (6) & Washer (7)

E) Install Uprights (d) into Bar (b)



C) Using 2 x 95mm Screws (1) and 2 x 85mm Screws (2) Attach Rod Holder / Plate / Bar assembly to cart tub using 8 Spacers, 4 Washers and 4 Nuts.



D) Install Endcaps (9) on Bar (b).



Final Installation